




**Known Archaeological Sites*
and Areas Sensitive for
Native American Archaeology* in
Wayne**

**information provided by
Maine Historic Preservation Commission
April 2013**

*dated material subject to future revision
map 1/1

-  Areas sensitive for Native American, pre-European, archaeology
-  1/2 k square intersecting a known Native American, pre-European, archaeological site.
-  1/2 k square intersecting a known historic archaeological site.

